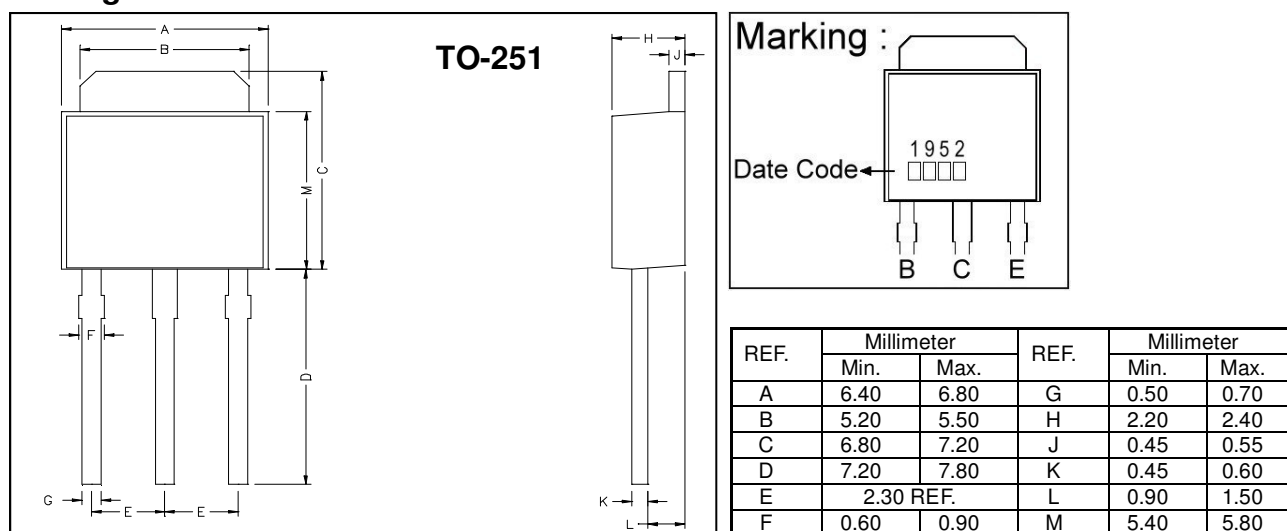


GI1952**PNP HIGH SPEED SWITCHING TRANSISTOR****Description**

The GI1952 is designed for high speed switching applications.

Features

- Low saturation voltage, typically $V_{CE(sat)} = -0.2V$ at $I_C/I_B = -3A/-0.15A$
- High speed switching, typically $t_f = 0.15\mu s$ at $I_C = -3A$
- Wide SOA
- Complements to GI5103

Package Dimensions**Absolute Maximum Ratings (TA=25°C)**

Parameter	Symbol	Ratings	Unit
Collector to Base Voltage	V_{CBO}	-100	V
Collector to Emitter Voltage	V_{CEO}	-60	V
Emitter to Base Voltage	V_{EBO}	-5	V
Collector Current (DC)	I_C	-5	A
Collector Current (Pulse)	I_C	-10	A
Total Device Dissipation (TA=25°C)	P_D	1	W
Total Device Dissipation (TC=25°C)	P_D	10	W
Junction Temperature	T_J	150	°C
Storage Temperature	T_{stg}	-55 ~ +150	°C

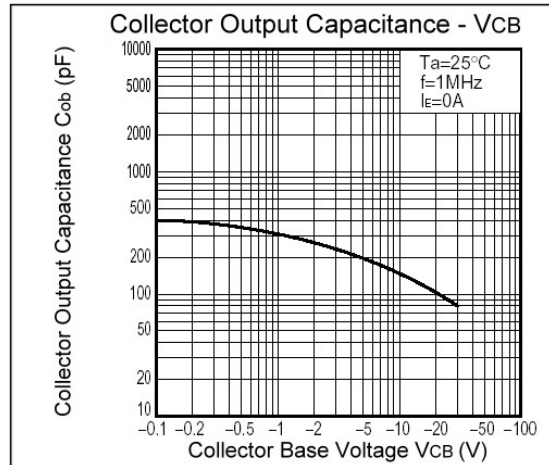
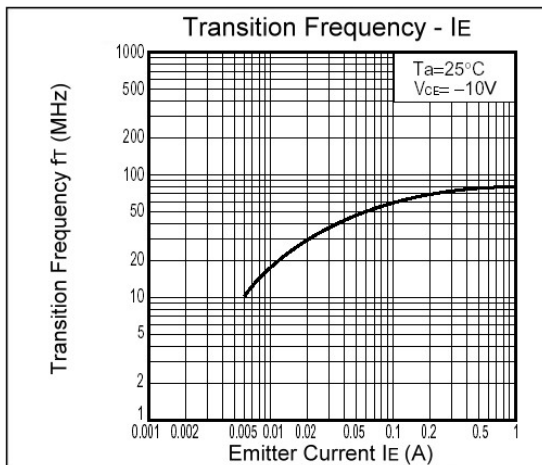
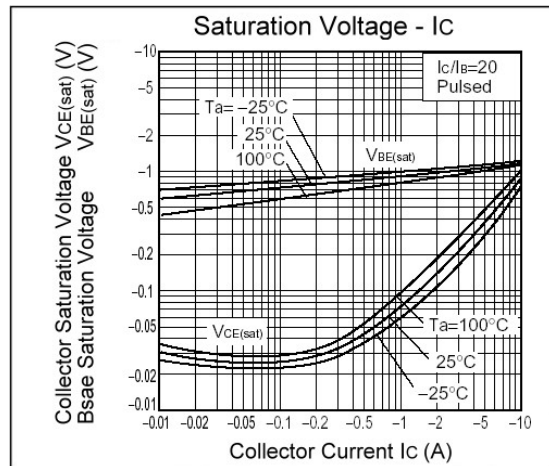
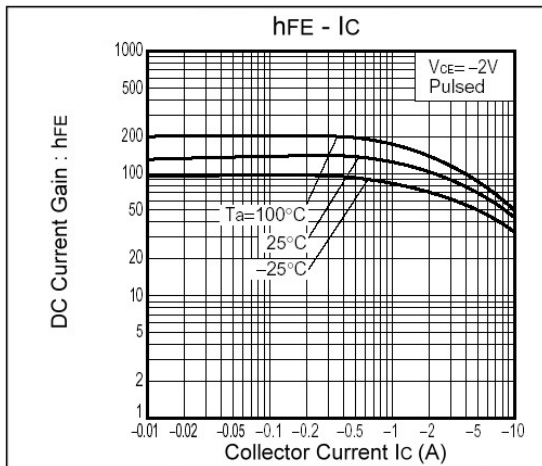
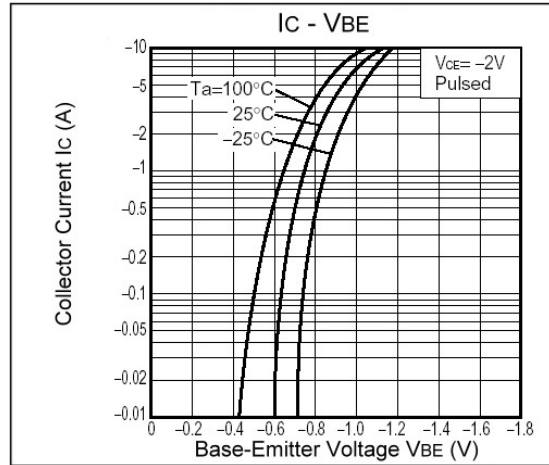
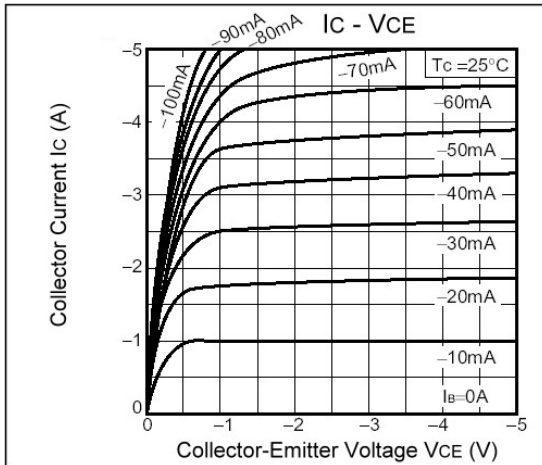
Electrical Characteristics (TA = 25°C unless otherwise noted)

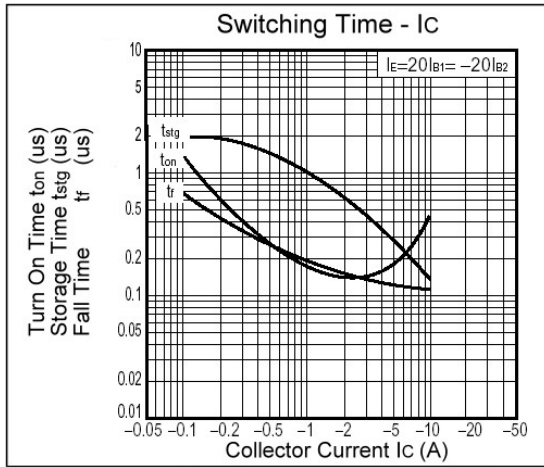
Symbol	Min.	Typ.	Max.	Unit	Test Conditions
BV_{CBO}	-100	-	-	V	$I_C = -50\mu A, I_E = 0$
BV_{CEO}	-60	-	-	V	$I_C = -1mA, I_B = 0$
BV_{EBO}	-5	-	-	V	$I_E = -50\mu A, I_C = 0$
I_{CBO}	-	-	-10	μA	$V_{CB} = -100V, I_E = 0$
I_{EBO}	-	-	-10	μA	$V_{EB} = -5V, I_C = 0$
* $V_{CE(sat)1}$	-	-	-0.3	V	$I_C = -3A, I_B = -0.15A$
* $V_{CE(sat)2}$	-	-	-0.5	V	$I_C = -4A, I_B = -0.2A$
* $V_{BE(sat)1}$	-	-	-1.2	V	$I_C = -3A, I_B = -0.15A$
* $V_{BE(sat)2}$	-	-	-1.5	V	$I_C = -4A, I_B = -0.2A$
* h_{FE1}	120	-	270		$V_{CE} = -2V, I_C = -1A$
* h_{FE2}	40	-	-		$V_{CE} = -2V, I_C = -3A$
f_T	-	80	-	MHz	$V_{CE} = -10V, I_E = 0.5A, f = 30MHz$
C_{ob}	-	130	-	pF	$V_{CB} = -10V, I_E = 0, f = 1MHz$

ton (Turn-on Time)	-	-	0.3	uS	$I_C = -3A, R_L = 10\Omega$ $I_{B1} = -I_{B2} = -0.15A$ $V_{CC} \approx -30V$
tstg (Storage Time)	-	-	1.5		
tf (Fall Time)	-	-	0.3		

*Measure using pulse current

Characteristics Curve





Important Notice:

- All rights are reserved. Reproduction in whole or in part is prohibited without the prior written approval of GTM.
- GTM reserves the right to make changes to its products without notice.
- GTM semiconductor products are not warranted to be suitable for use in life-support Applications, or systems.
- GTM assumes no liability for any consequence of customer product design, infringement of patents, or application assistance.

Head Office And Factory:

- **Taiwan:** No. 17-1 Tatung Rd. Fu Kou Hsin-Chu Industrial Park, Hsin-Chu, Taiwan, R. O. C.
- TEL : 886-3-597-7061 FAX : 886-3-597-9220, 597-0785
- **China:** (201203) No.255, Jang-Jiang Tsai-Lueng RD. , Pu-Dung-Hsin District, Shang-Hai City, China
- TEL : 86-21-5895-7671 ~ 4 FAX : 86-21-38950165